



Dallimore Primary and Nursery School

Medium term planning

Year: 1 and 2

Cycle: 1








TOPIC/ CURRICIULUM FOCUS: The Seaside

National Curriculum links:	Knowledge categories:
-----------------------------------	------------------------------

- use basic geographical vocabulary to refer to:
- key physical features, including: beach, cliff, coast, forest, hill, mountain, sea, ocean, river, soil, valley, vegetation, season and weather
- key human features, including: city, town, village, factory, farm, house, office, port, harbour and shop

					
Location	Physical features	Human features	Human processes	Culture and pastimes	Settlements

Lesson 1	Lesson 2	Lesson 3	Lesson 4	Lesson 5	Lesson 6
-----------------	-----------------	-----------------	-----------------	-----------------	-----------------

<p>WALT: locate coastal and seaside locations in the UK.</p> <div style="text-align: center; margin-top: 20px;">  Location </div>	<p>WALT: identify the physical features of the seaside.</p> <div style="text-align: center; margin-top: 20px;">  Physical features </div>	<p>WALT: identify the human features of the seaside.</p> <div style="text-align: center; margin-top: 20px;">  Human features </div>	<p>WALT: explain why people visit the seaside today.</p> <div style="text-align: center; margin-top: 20px;">  Human processes </div>	<p>WALT: explain what it was like and why people visited the seaside in the past.</p> <div style="text-align: center; margin-top: 20px;">  Culture and pastimes </div>	<p>WALT: compare seaside holidays in the past and present and explain the differences.</p> <div style="display: flex; justify-content: space-around; margin-top: 20px;"> <div style="text-align: center;">  Culture and pastimes </div> <div style="text-align: center;">  Settlements </div> </div>
--	--	--	---	--	--