



Dallimore Primary and Nursery School

Medium term planning

Year: 3 and 4

Cycle: 2

TOPIC/ CURRICIULUM FOCUS: Transportation and Trade

National Curriculum links:

- describe and understand key aspects of:
 - o human geography, including: types of settlement and land use, economic activity, including trade links, and the distribution of natural resources including energy, food, minerals and water
 - o use fieldwork to observe, measure record and present the human and physical features in the local area using a range of methods, including sketch maps, plans and graphs, and digital technologies

Knowledge categories:



Physical features



Human features

















Diversity



Techniques



Human processes

Lesson 1	Lesson 2	Lesson 3	Lesson 4	Lesson 5	Lesson 6	Lesson 7
<p>WALT: explain what the terms transportation, congestion and pollution mean.</p>  <p>Human processes</p>	<p>WALT: List the main types of transport used in cities and their main advantages and disadvantages.</p>  <p>Human processes</p>	<p>WALT: Describe ways in which London is trying to reduce transport congestion and pollution.</p>  <p>Human processes</p>	<p>WALT: understand why people travel within the UK and the types of travel they use.</p>  <p>Human processes</p>	<p>WALT: identify the advantages and disadvantages of different types of travel.</p>  <p>Human processes</p>	<p>WALT: identify and mark on different features of a map.</p>  <p>Techniques</p>	<p>WALT: understand the reasons for international travel and the different forms of transport used.</p>  <p>Human processes</p>
Lesson 8	Lesson 9	Lesson 10	Lesson 11	Lesson 12	Lesson 13	Lesson 14
<p>WALT: identify the advantages and disadvantages of forms of international transport and explain how the disadvantages can be managed.</p>  <p>Human processes</p>	<p>WALT: define and identify natural resources.</p>  <p>Physical features</p>	<p>WALT: describe some of the uses of natural resources.</p>  <p>Human features</p>	<p>WALT: explain why international trade in natural resources is important.</p>  <p>Human features</p>	<p>WALT: Locate on a map where most of the world's oil is produced where most of the world's nickel and copper is mined.</p> <p>End of unit quiz</p>  <p>Diversity</p>	<p>Fieldwork</p>  <p>Techniques</p>	<p>Fieldwork</p>  <p>Techniques</p>